

# Central Florida GFOA

Ossie Spector, Director, GTS Liquidity Solutions

May 2, 2014

**Bank of America**   
**Merrill Lynch**

**Bank of Am**  
**Merrill Lync**

# Agenda

---

**1** Liquidity Management Techniques

**2** Liquidity Coverage Ratio

**3** Money Market Fund Reform

**4** Q & A

# Liquidity Management Techniques

Bank of Am  
Merrill Lyn

# Our discussion today

**Understanding  
your critical  
treasury  
objectives**

**Minimizing idle  
cash balances  
and enhancing  
working capital**

**Meeting your  
needs with a  
solution set that  
will point you in  
the right direction**

Prudent investment principles suggest that capital preservation, liquidity, and yield are the top three concerns for executive management when managing cash positions.

Constant change in the market and new regulations provides a catalyst to review investment and cash management policies and procedures.

## The Context

### Maintain Pulse on Market

- Market and regulatory changes are a catalyst to initiate a review today

### Evaluate Risk

- Principles of investment should be defined and weighted based on your entity's preferences

### Review Investment Policy

- Thoughtful and thorough review of risk factors is critical. Conventional wisdom and historical approaches should be challenged.

### Evaluate Alternatives

- Available instruments vary by region

## Principles of Investments

### Capital Preservation

- Primary goal is to preserve capital and prevent loss in a portfolio

### Liquidity

- Availability for expected and unexpected working capital needs

### Yield

- Rate of return on an investment

Conventional wisdom suggests diversification mitigates risk; however, that may not always be the case.

# Meeting treasury objectives: principal preservation, liquidity, yield

## OBJECTIVES

Maintain value of and access to operating, excess, strategic and reserve cash

Better control over regional/entity liquidity

Comply with a rapidly changing regulatory environment

Improve cash forecasting through enhanced visibility

## BEST PRACTICES

Allocate capital among a variety of products and tenors

Consolidate bank relationships and accounts

Deploy cash management effectively to respond to changing regulations

Utilize online tools — view cash position and investments in real time

## Harness cash flow

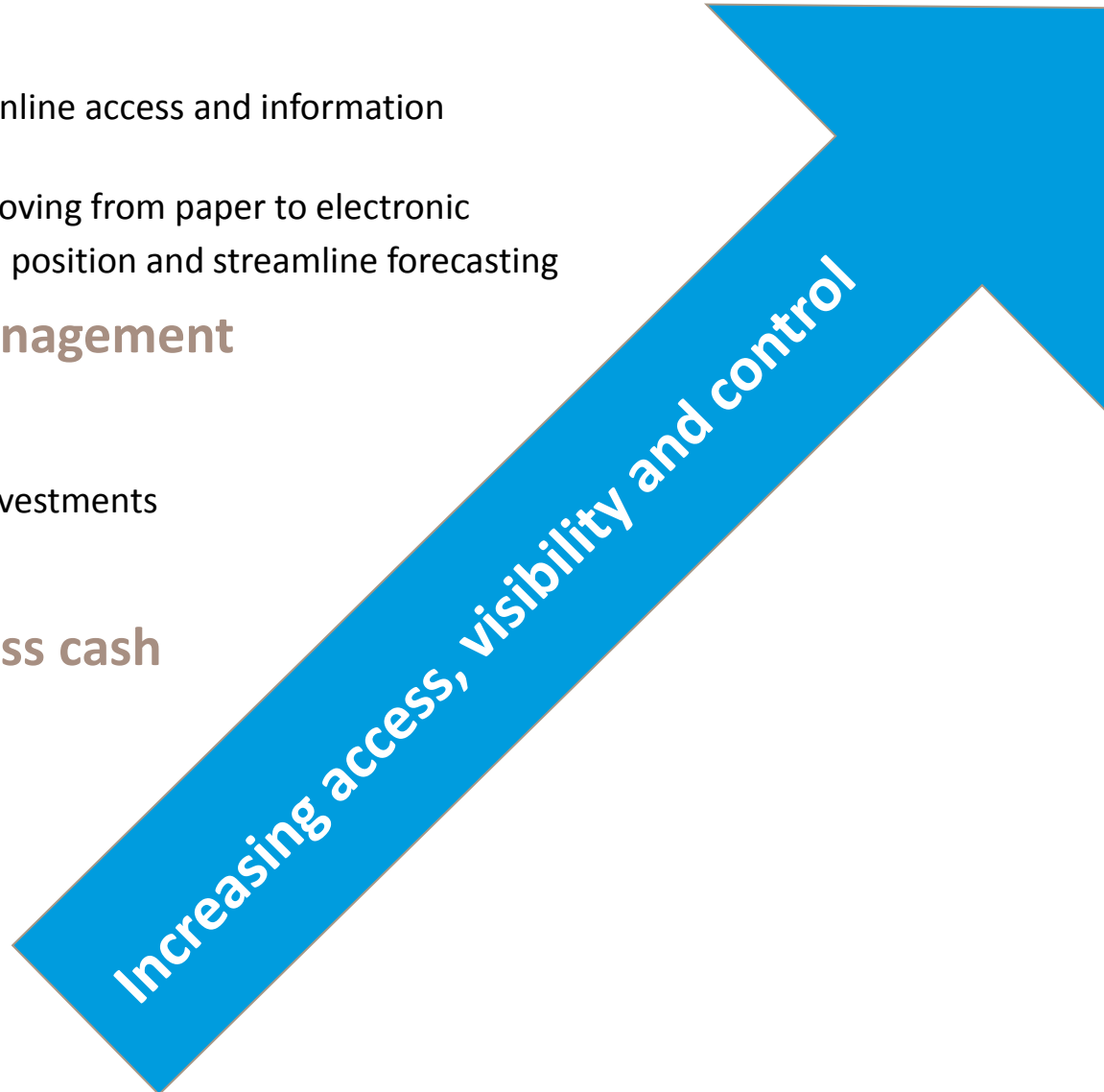
- Consolidate balances
- Improve visibility with online access and information management
- Create efficiencies by moving from paper to electronic
- Speed view of your cash position and streamline forecasting

## Drive liquidity management

- Cash concentration
- Multibank sweeping
- Automated overnight investments

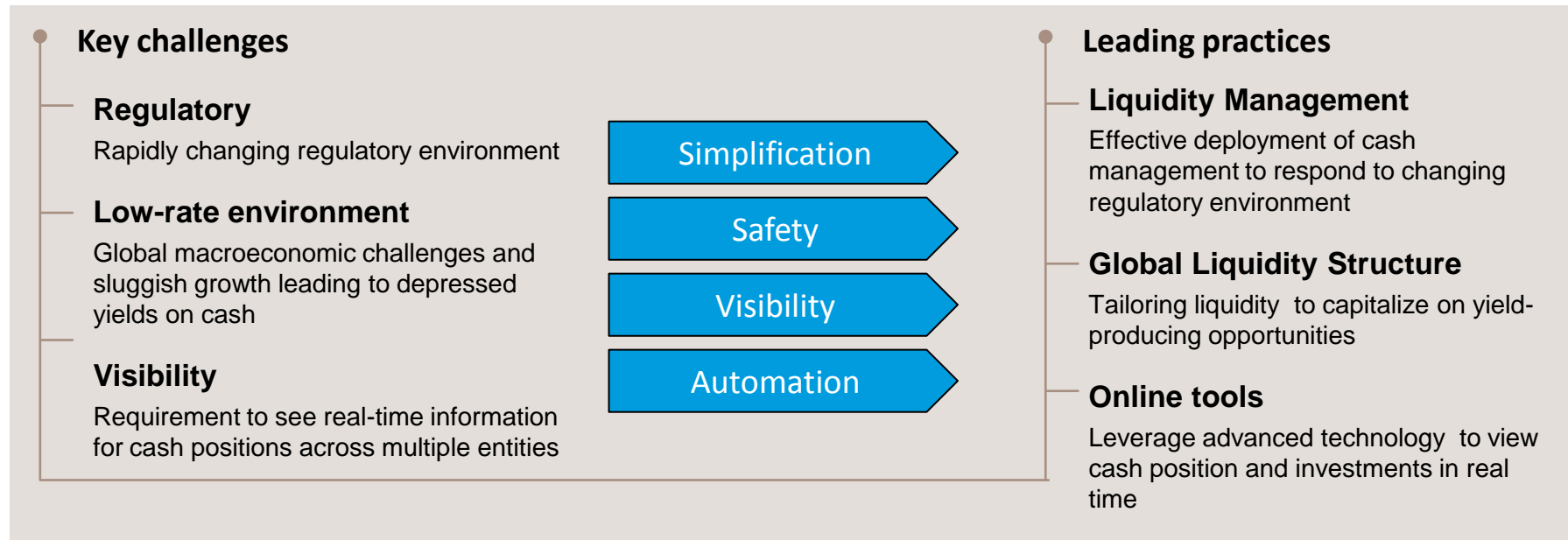
## Capitalize on excess cash

- Deposits
- Sweeps
- Investments



## Liquidity Trends

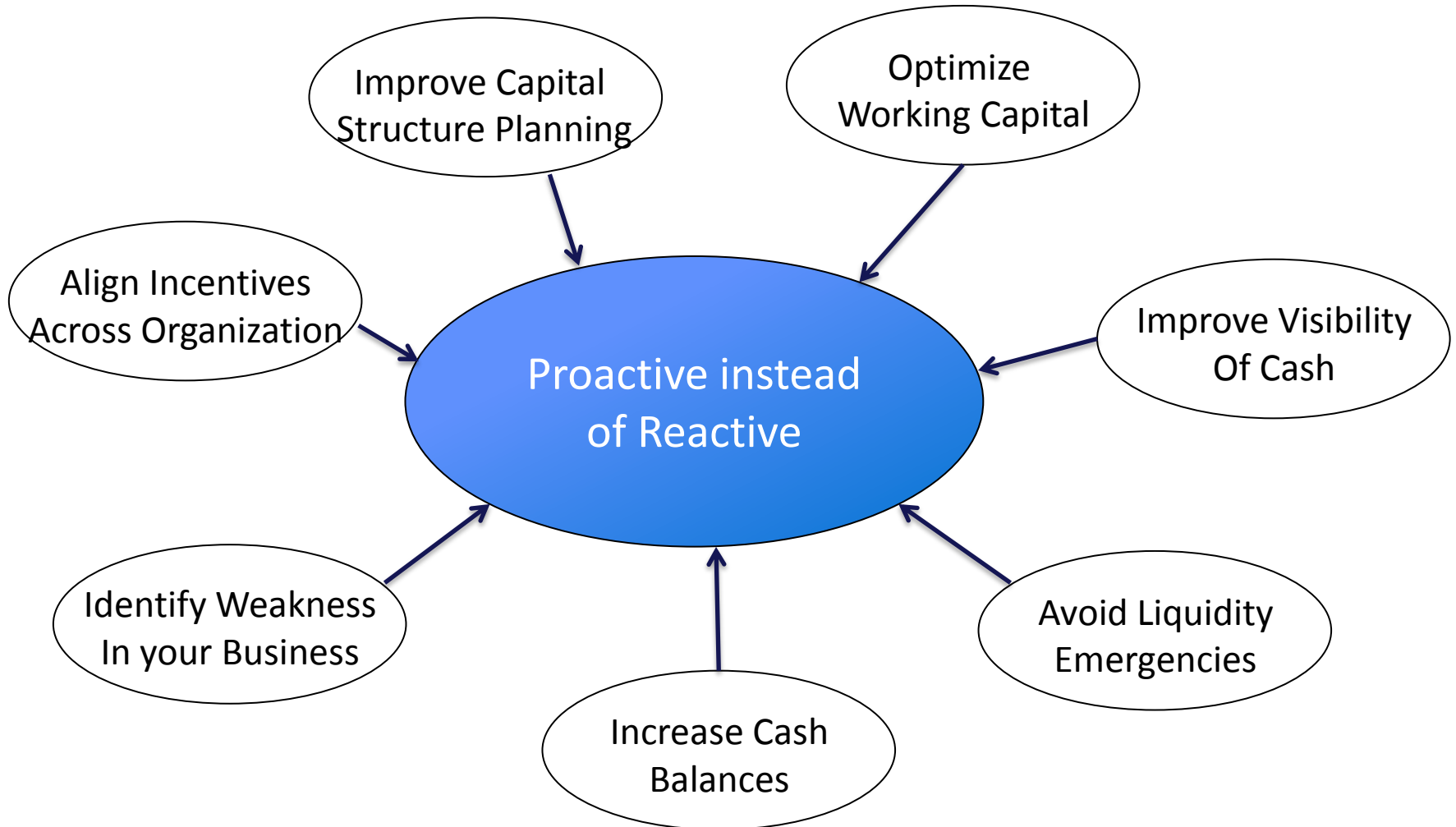
### Safety, increasing visibility, control and access to funds





**Cash flow forecasting:** Focus on **Working Capital** to maximize global working capital through solutions and practices that enhance visibility and controls, optimize payables and receivables, streamline/automate payments and receipts, rationalize accounts and structures and understand complex interdependencies

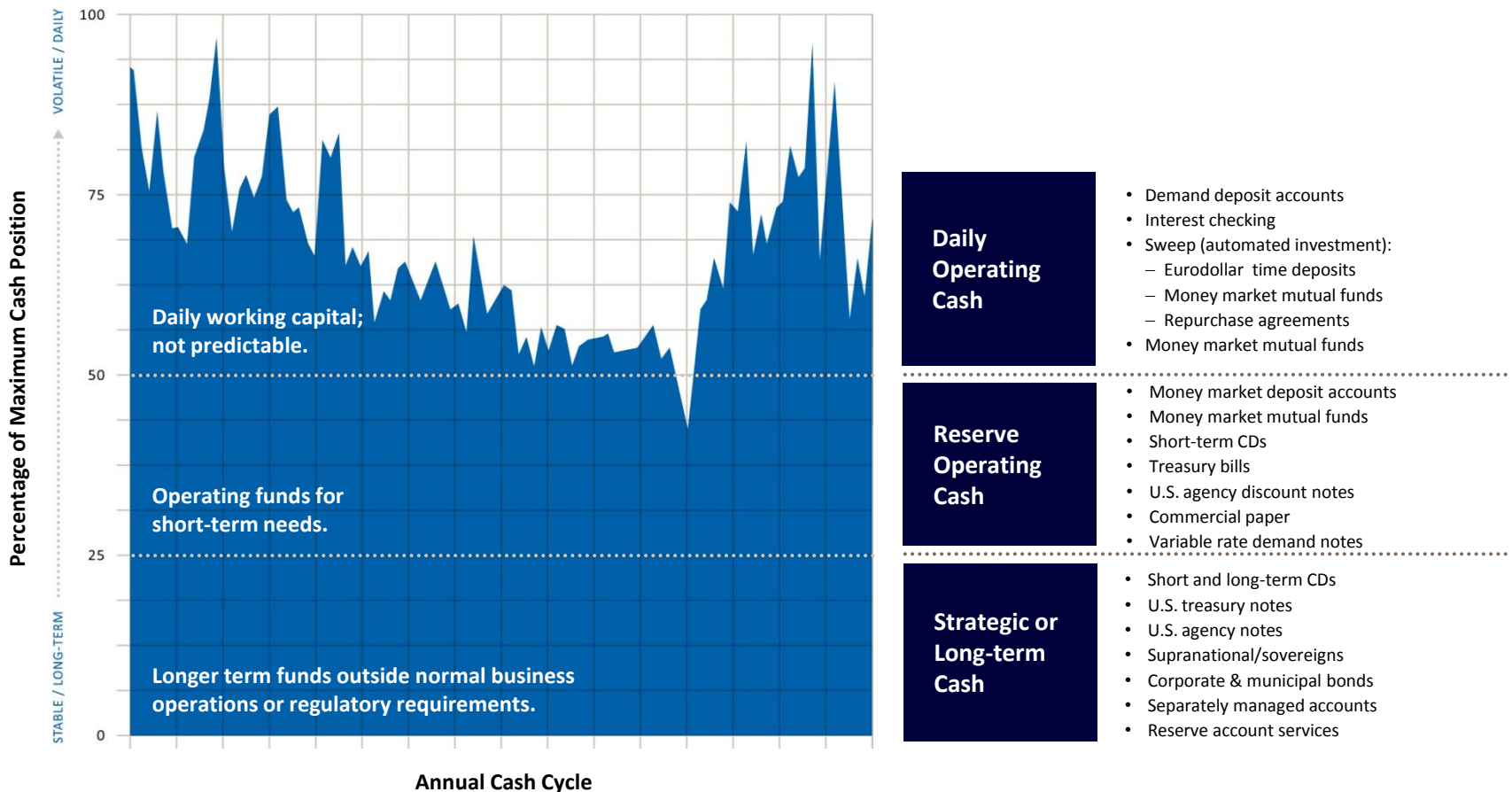
---



- ✓ Manage debt & investment activity
- ✓ Cash reconciliation / application
- ✓ Daily liquidity management

# Identifying Liquidity Needs: Emphasize visibility, access, and control

Your Intended Use of Cash Determines The Term and Alternatives to Help Fulfill Your Investment Objectives and Strategy. Maintain principal, liquidity, and yield.



# Liquidity Coverage Ratio

Bank of Am  
Merrill Lynch

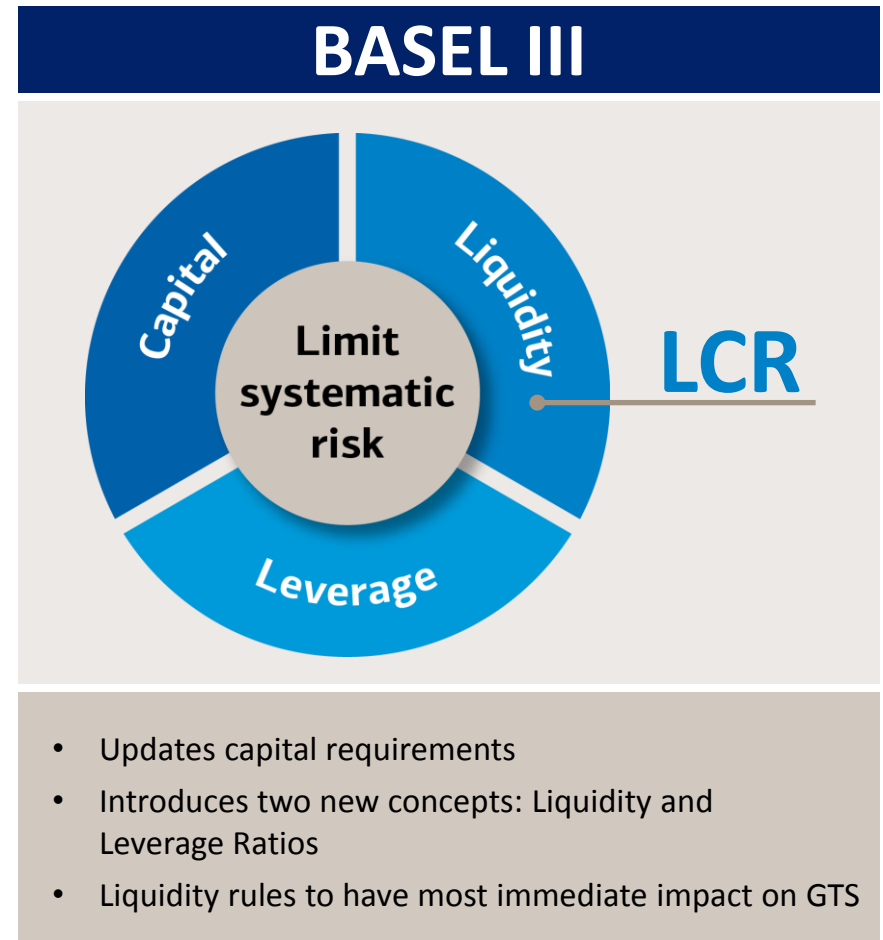
At the start of the financial crisis that began in 2007, banks ran into liquidity difficulties which further fuelled the Great Recession.

In 2010 and 2011, the Basel committee introduced new guidance to further strengthen global capital and liquidity regulations, to promote a more resilient banking sector, and prevent future liquidity crises.

Under the Liquidity pillar, the Basel III framework has two key requirements:

- The Liquidity Coverage Ratio (LCR) – Short term outlook
- The Net Stable Funding Ratio (NSFR) – Long term outlook

Due to the short-term nature of corporate deposits, the LCR will have an impact in the way bank's view and value client's cash and cash equivalents.



# The Liquidity Coverage Ratio (LCR)

## New global rule

- The liquidity coverage ratio (LCR) is part of the Basel III framework
- Identifies the minimal amount of unencumbered, high quality liquidity assets (HQLA) a banking institution must hold to cover an acute 30-day short-term stress event
- Less stringent LCR requirements for certain banks (>\$250B full LCR, \$50B-\$250B / 70% modified LCR, <\$50B exempt)

$$\text{LCR} = \frac{\text{High quality liquid assets}}{\text{Net cash outflows 30 days}} \geq 100\%$$

## Timing of implementation accelerated for the U.S.

	<u>Jan 1, 2015</u>	<u>Jan 1, 2016</u>	<u>Jan 1, 2017</u>	<u>Jan 1, 2018</u>	<u>Jan 1, 2019</u>
Basel Committee LCR	60%	70%	80%	90%	100%
U.S. LCR Proposal	80%	90%	100%	←	

### Mandated Assumptions

Regulated assumptions on deposit outflows will be enforced and held for each depositor

### Expensive Assets

Bank is required to hold a specific amount of HQLA, which varies by the outflow assumption.

### Different Deposit View

Focus will be on identifying deposit type and associated extra costs.

### Implication?

- Deposits with higher outflows will tend to have lower value
- Deposits with lower outflow maintain value

# Goal of the LCR

The goal of the LCR is to make sure banking organizations have “back-up” assets to keep a bank liquid in the event bank funding is withdrawn under a financial crisis.

Assuming a severe 30-day stress event, do banks have sufficient and high enough quality assets to cover outflows?

$$\text{LCR} = \frac{\text{High quality liquid assets}}{\text{Net cash outflows 30 days}} \geq 100\%$$

## High Quality Liquid Assets (HQLA)

**Level 1 Assets:** Highest quality, highest liquidity. No haircut or limits. For example, Cash and Treasuries.

**Level 2a & 2b Assets:** Slightly lower quality, therefore subject to haircuts and limits. For example, FNMA and FHLMC MBS.



## Net cash outflows in a stress event

### Deposit outflow assumptions from 0% to 100%:

• Term > 30 days	0% outflow
• Operating for most clients	25% outflow
• Non-Operating Corporates	40% outflow
• Non-Operating FI	100% outflow
• Excluded entities	100% outflow
• Public Sector entities	0%-40% outflow

The Federal Reserve, FDIC, and OCC issued an Notice for Proposed Rulemaking (NPR) in October 2013 aimed to implement Basel III’s LCR in the United States.

- The NPR was open to public comment until January 31, 2014; after which U.S. regulators will review the comments and eventually propose a final rulemaking
- The proposed U.S. LCR follows the general framework of Basel III’s LCR, but is considered more stringent in certain key areas



# US NPR - Operational Deposit Criteria Breakdown

## Qualitative

1. Held under binding agreement with 30-day termination notice or significant termination costs
2. Held in account designated as operational account
3. Primary purpose of deposit is operating
4. Must not be for an investment adviser, investment company, or non-regulated fund
5. Must not be for correspondent banking arrangements where Bank holds deposits owned by another depository institution bank and respondent temporarily places excess funds in an overnight deposit with the Bank

## Quantitative

1. Empirically linked to the operational services with methodology for identifying any excess amount
2. Must not be significant volatility in the average balance of the deposit
3. No economic incentive for the customer to maintain excess funds through increased revenue, fee reduction, or other incentives



# Money Market Fund Reform

Bank of Am  
Merrill Lynch

# U.S. MMF Reform: Proposed Options & Timeline

## The SEC draft proposal presented two alternative reform options:

On June 5, 2013, The Securities and Exchange Commission (SEC) issued a draft proposal outlining several regulatory reforms intended to increase money market funds' resiliency during market stress periods. The release of the draft proposal marks the beginning of a lengthy process in which the SEC will strive to strengthen money market fund regulations while preserving the economic benefits the funds provide.

- **Alternative #1: Floating NAV for Institutional Prime Money Market Funds** – The first proposal, applicable only to institutional prime funds, would replace the stable \$1.00 per share net asset value (NAV) with a “floating” NAV based on the market price of funds' holdings. Retail prime funds, defined as those with a redemption limit of \$1 million per shareholder per day, and government funds would be exempt from the floating NAV requirement, allowing these funds to continue to employ a stable \$1.00 NAV
- **Alternative #2: Liquidity Fees and/or Redemption Gates for Non-Government Money Market Funds** – The second alternative, applicable to all non-government funds, would preserve the stable NAV and instead would rely on liquidity fees and redemption gates. Under this proposal, a fund would impose a 2% liquidity fee on redemptions if its “weekly liquid assets” fell below 15% of its total assets. Current money market fund regulations require fund companies to maintain weekly liquidity equal to 30% of a fund's total assets. Weekly liquid assets generally include cash, U.S. Treasury securities, certain other government securities with remaining maturities of 60 days or less, and securities that convert into cash within one week
- **Alternative #3: A combination** of the above proposals

### Timeline and Key Milestones to Final Proposal and Rule Implementation

Key Event:	FSOC publishes reform options for comment (Nov. 2012)	SEC conducts study and publishes rule proposals	Public comment period	Comments collected & analyzed by SEC Staff <sup>(1)</sup>	Potential for re-proposal <sup>(2)</sup>	Additional comment collection & analysis period <sup>(3)</sup>	Final Rule issuance and conformance period for compliance	Total Potential Timeline
Potential Timeline <sup>(1)</sup>	Comments due from public Feb. 15, 2013	June 2013	Ends September 17 <sup>th</sup> 2013	Fall 2013 - Spring 2014	1–2 months (if necessary)	1–3 months (if necessary)	Proposed 2 years	12–30 months

(1) Given the uncertainties regarding the proposals, the timeframes set forth above could change dramatically

(2) Steps may not be necessary depending level of acceptance from public




18 (3) Assumes SEC does not reject FSOC's proposals and/or money fund reform altogether. If it does, SEC has 90 days to explain its rejection

# U.S. MMF Reform Potential Market Impact

- Money market funds provide over \$2.6T of short-term funding to the public and private sector
- A well-functioning money market system is crucial to the overall health of the financial system as it provides critical short-term funding to businesses, municipalities and the federal government
- The MMF reform proposal issued by the SEC recognizes the need to preserve the important benefits of MMFs and prevent the negative consequences that could result from dramatic changes to how the largest participants in the money market system operate
- Demand destruction for money market funds will not change the demand needs of money market participants seeking short-term funding. Alternative sources of funding are likely to be limited and more costly. The affects could impact consumers in terms of auto and credit card loans, mortgages etc.

**Potential reform should be balanced to reduce systemic risk and promote a healthy, well functioning money market system.**

## 2013 AFP Liquidity Survey

-  Floating NAV Proposal
-  Liquidity Fee and/or Redemption Gate Proposal
-  Combination of Both Proposals

**65% of companies would eliminate or change their MMF investments if the NAV were allowed to float <sup>(1)</sup>**

**56% of companies would eliminate or change their MMF investments if Liquidity Fee and Redemption Gates were implemented <sup>(1)</sup>**

**22% of companies would fully eliminate current MMF holdings if these two proposals were implemented <sup>(1)</sup>**

# Appendix

Bank of Am  
Merrill Lynch

# Market Rate Environment

- Fed Funds Effective = 0.138%
- Fed Funds Target = 0.00 – 0.25%
- 3M UST = 0.035%
- as of 4/18/14
- 1M Libor = 0.15%
- 3M Libor = 0.23%

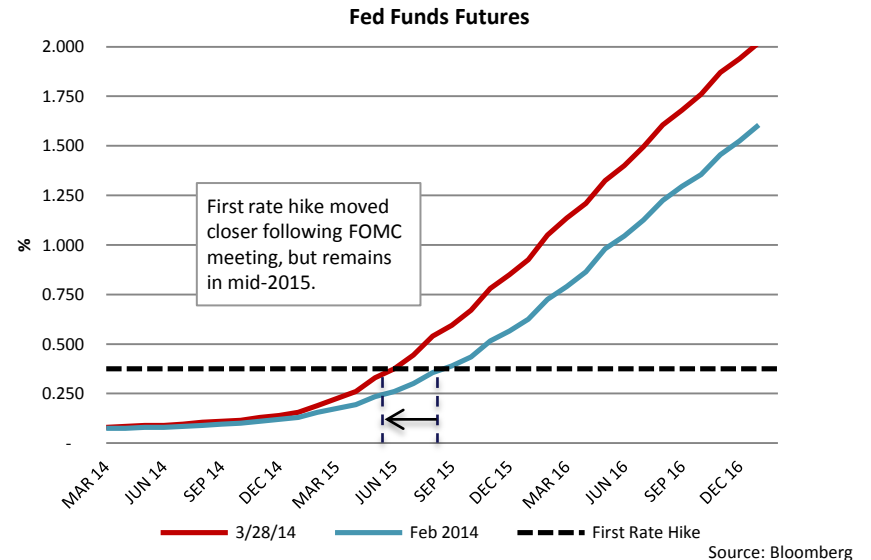
## KEY THEMES

### **FOMC creates little surprise; Yellen provides guidance on future rate hikes**

- The FOMC continued to taper monthly asset purchases by another \$10B as expected, and remains on pace to end QE3 this year.
- The Fed shifted away from thresholds to qualitative guidance, returning towards goals of maximum employment and 2% inflation. The Committee will assess progress—both realized and expected—toward its objectives.
- Janet Yellen provided important guidance in her first press conference as Fed Chair, indicating that the first rate hike could come 6 months after QE ends. This would place the first Fed rate increase in 2Q15, earlier than recent market expectations of 3Q15.

### **Money Fund reform back in focus**

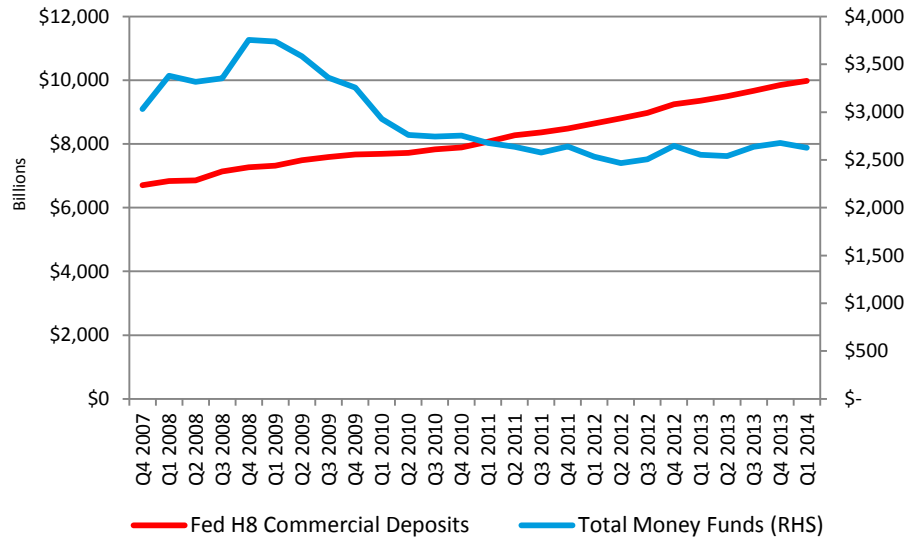
- The SEC released a series of analysis on money funds in preparation for final money fund rules, with the goal of better understanding the market and possible impacts of their proposed reform.
- Importantly, the work addresses concerns on the reallocation of assets from prime to government funds as a result of floating-NAV requirements, finding that there would be a sufficient supply of 'safe' assets for government funds to purchase.
- *The analysis suggests a potentially higher likelihood of the SEC adopting floating-NAV on institutional prime funds.*
- With analysis concluded, final reform could be announced in coming months. Expected implementation timelines, especially for floating-NAV requirements, would be at least 6 months following final rules.



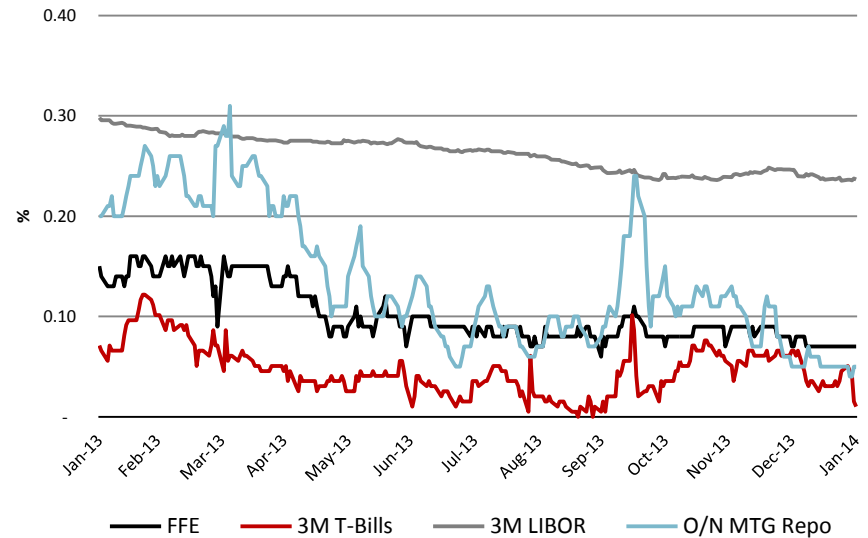
Bank deposits continue to increase. MMF assets have been declining to stable.

Current ST market rates remain low.

**INDUSTRY DEPOSITS & MONEY FUND BALANCES – MINIMAL OUTFLOWS IN BANK DEPOSITS <sup>(1,2)</sup>**



**MONEY MARKET RATES – TRENDING LOWER <sup>(3)</sup>**



Source: Bloomberg

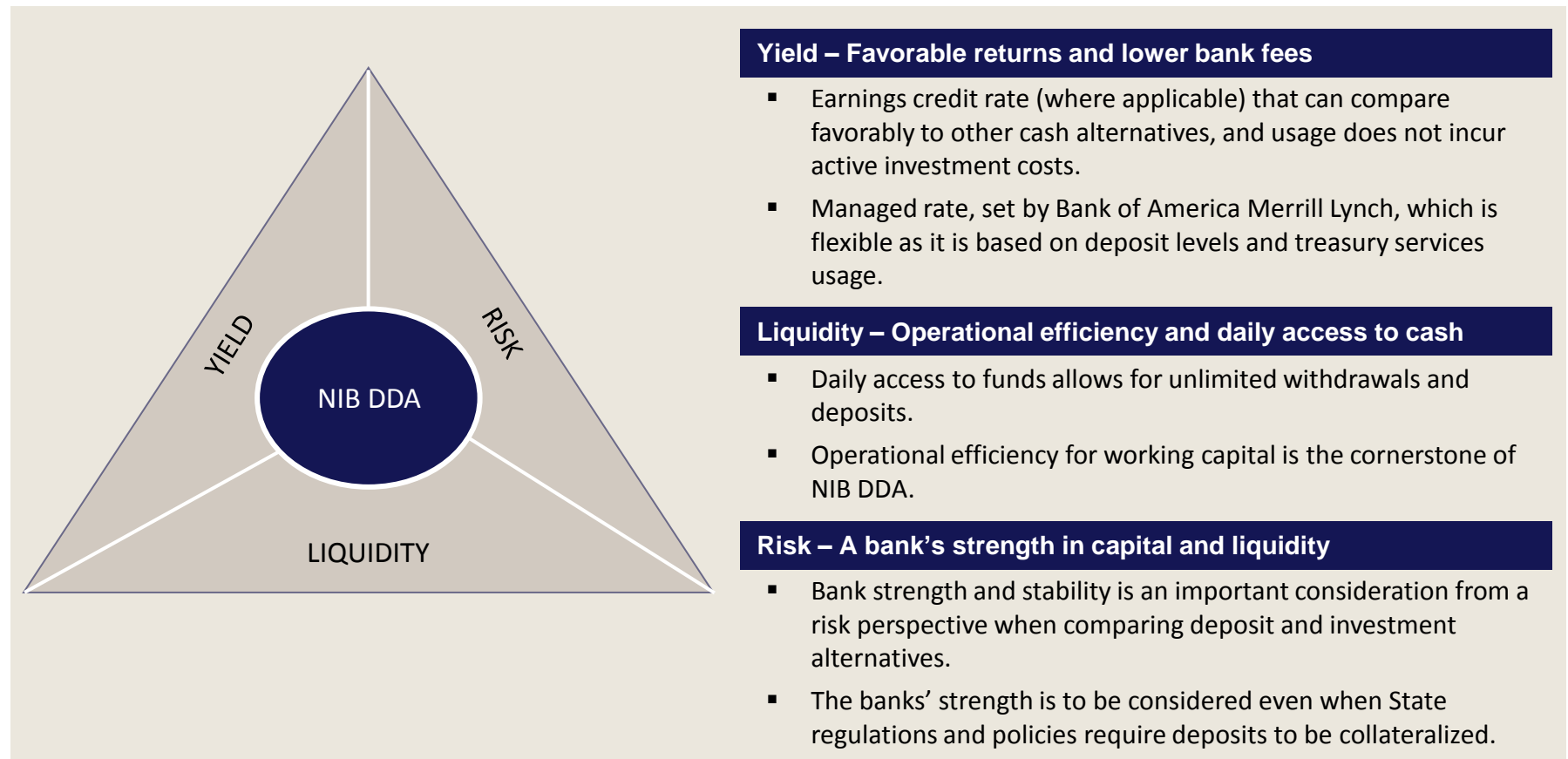
(1) Money Fund data from Federal Reserve <http://www.federalreserve.gov/releases/z1/current/accessible/l120.htm>

(2) Deposit data per Federal Reserve.

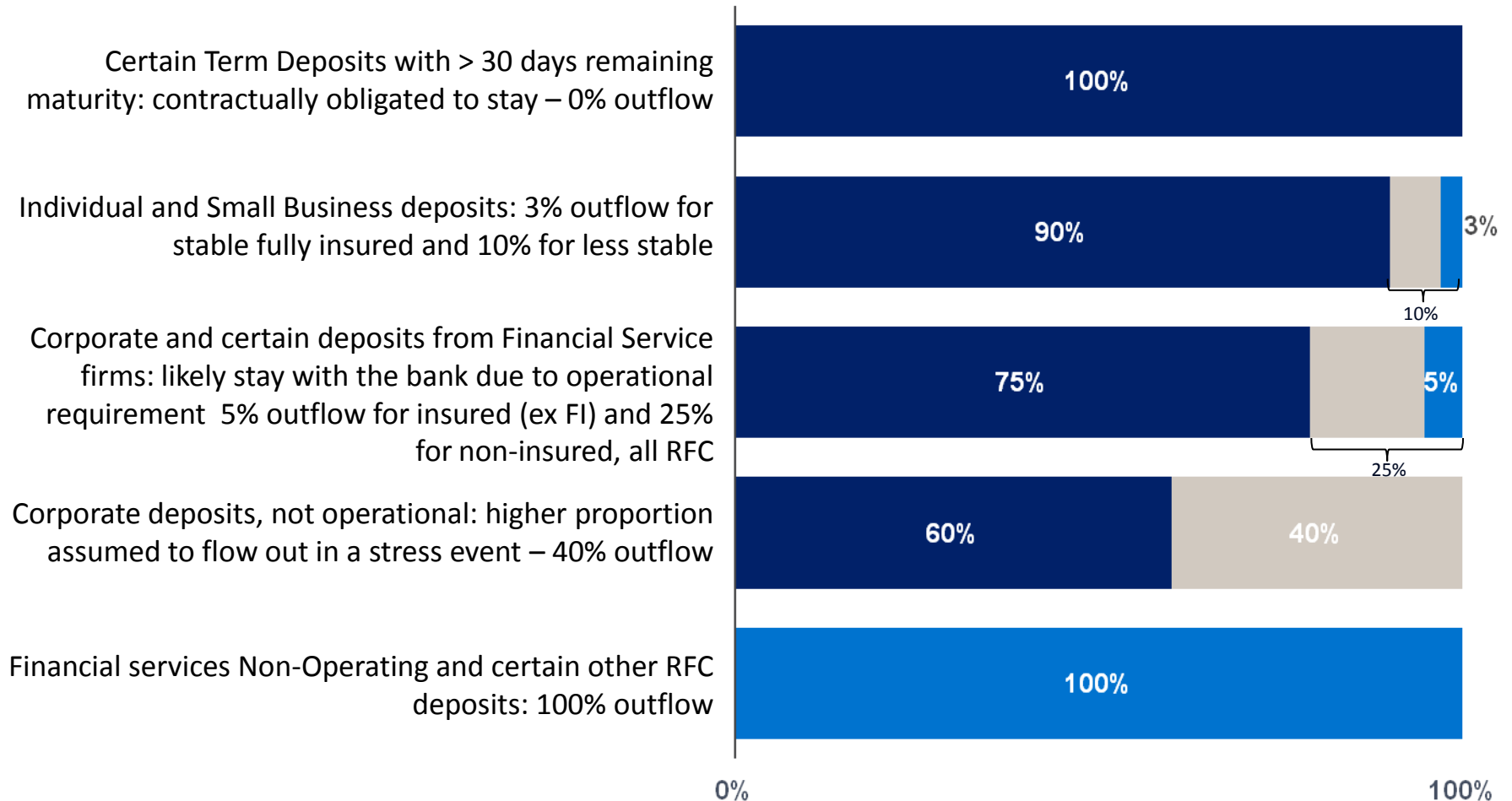
(3) Sourced from Bloomberg

# Benefits of Noninterest-bearing Demand Deposit Account (NIB DDA)

Through their primary operating account our clients can capitalize on offsetting bank fees with earnings credit (where applicable), while maintaining ready access to funds. Thus, this solution can be an attractive option to fulfill each pillar of liquidity: yield, risk and accessibility of funds.



# Deposit Outflows under the LCR



**Legend:** In an acute liquidity event over a 30 day period, portion of funds that will:

■ No outflow

■ Flow out if not insured

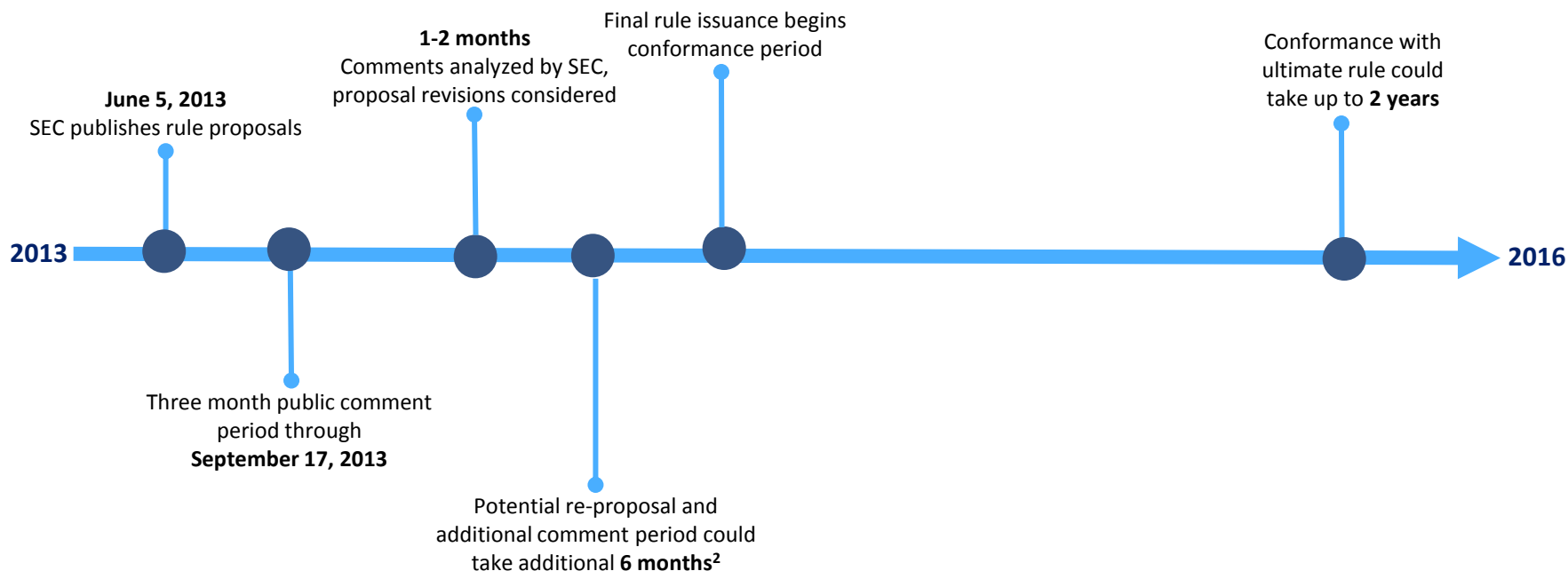
■ Flow out

The above information was derived from the U.S. Notice for Proposal of Rulemaking issued by the Federal Reserve, FDIC, and OCC report dated October 2013. The report can be found here: <http://www.federalreserve.gov/aboutthefed/boardmeetings/board-memo-lcr-20131024.pdf>



# Industry Trends: Potential Market Impact of MMFs Reform

The SEC's June 5, 2013 MMF reform proposal began an extended process of public comment, analysis, final rulemaking and conformance/implementation periods. Final rules are unlikely before mid-2014, with final conformance no earlier than 2016<sup>1</sup>:



<sup>1</sup>Given the uncertainties regarding the proposals, the timeframes set forth above could change dramatically.

<sup>2</sup>Steps may not be necessary depending level of acceptance from public.

Source: BofA Global Capital Management, as of March 2014.

# Disclosures

Bank of Am  
Merrill Lynch

# Disclaimer

“Bank of America Merrill Lynch” is the marketing name for the global banking and global markets businesses of Bank of America Corporation. Lending, derivatives, and other commercial banking activities are performed globally by banking affiliates of Bank of America Corporation, including Bank of America, N.A., member FDIC. Securities, capital markets, strategic advisory, and other investment banking activities are performed globally by investment banking affiliates of Bank of America Corporation (“Investment Banking Affiliates”), including, in the United States, Merrill Lynch, Pierce, Fenner & Smith Incorporated and Merrill Lynch Professional Clearing Corp., both of which are registered broker-dealers and members of [SIPC](#), and, in other jurisdictions, locally registered entities. Merrill Lynch, Pierce, Fenner & Smith Incorporated and Merrill Lynch Professional Clearing Corp. are registered as futures commission merchants with the CFTC and are members of the NFA.

This document is intended for information purposes only and does not constitute a binding commitment to enter into any type of transaction or business relationship as a consequence of any information contained herein.

These materials have been prepared by one or more subsidiaries of Bank of America Corporation solely for the client or potential client to whom such materials are directly addressed and delivered (the “Company”) in connection with an actual or potential business relationship and may not be used or relied upon for any purpose other than as specifically contemplated by a written agreement with us. We assume no obligation to update or otherwise revise these materials, which speak as of the date of this presentation (or another date, if so noted) and are subject to change without notice. Under no circumstances may a copy of this presentation be shown, copied, transmitted or otherwise given to any person other than your authorized representatives. Products and services that may be referenced in the accompanying materials may be provided through one or more affiliates of Bank of America, N.A.

We are required to obtain, verify and record certain information that identifies our clients, which information includes the name and address of the client and other information that will allow us to identify the client in accordance with the USA Patriot Act (Title III of Pub. L. 107-56, as amended (signed into law October 26, 2001)) and such other laws, rules and regulations.

We do not provide legal, compliance, tax or accounting advice. Accordingly, any statements contained herein as to tax matters were neither written nor intended by us to be used and cannot be used by any taxpayer for the purpose of avoiding tax penalties that may be imposed on such taxpayer.

For more information, including terms and conditions that apply to the service(s), please contact your Bank of America Merrill Lynch representative.

Investment Banking Affiliates are not banks. The securities and financial instruments sold, offered or recommended by Investment Banking Affiliates, including without limitation money market mutual funds, are not bank deposits, are not guaranteed by, and are not otherwise obligations of, any bank, thrift or other subsidiary of Bank of America Corporation (unless explicitly stated otherwise), and are not insured by the Federal Deposit Insurance Corporation (“FDIC”) or any other governmental agency (unless explicitly stated otherwise).

This document is intended for information purposes only and does not constitute investment advice or a recommendation or an offer or solicitation, and is not the basis for any contract to purchase or sell any security or other instrument, or for Investment Banking Affiliates or banking affiliates to enter into or arrange any type of transaction as a consequent of any information contained herein.

With respect to investments in money market mutual funds, you should carefully consider a fund’s investment objectives, risks, charges, and expenses before investing. Although money market mutual funds seek to preserve the value of your investment at \$1.00 per share, it is possible to lose money by investing in money market mutual funds. The value of investments and the income derived from them may go down as well as up and you may not get back your original investment. The level of yield may be subject to fluctuation and is not guaranteed. Changes in rates of exchange between currencies may cause the value of investments to decrease or increase.

We have adopted policies and guidelines designed to preserve the independence of our research analysts. These policies prohibit employees from offering research coverage, a favorable research rating or a specific price target or offering to change a research rating or price target as consideration for or an inducement to obtain business or other compensation.

Copyright 2014 Bank of America Corporation. Bank of America N.A., Member FDIC, Equal Housing Lender.

# Disclosure

---

Disclaimer: Copyright 2014 Merrill Lynch, Pierce, Fenner & Smith Incorporated. This information was prepared by Electronic Trading personnel of Merrill Lynch. This information is provided to you solely for informational purposes by Merrill Lynch and is designed to serve as a general summary of the trading services and products that Merrill Lynch may offer from time-to-time. This document is not intended to constitute advertising or advice of any kind, and it should not be viewed as an offer or a solicitation to buy or sell securities or any other financial instrument or product. Merrill Lynch makes no representation, warranty or guarantee, express or implied, concerning this document and its contents, including whether the information (which may include information and statistics obtained from third party sources) is accurate, complete or current. The information in this document is subject to change at any time, and Merrill Lynch has no duty to provide you with notice of such changes. In addition, Merrill Lynch will not be responsible or liable for any losses, whether direct, indirect or consequential, including loss of profits, damages, costs, claims or expenses, relating to or arising from your reliance upon any part of this document. Before determining to use any service or product offered by Merrill Lynch, you should consult with your independent advisors to review and consider any associated risks and consequences. This document has been prepared without regard to the specific investment objectives, financial situation and needs of any particular recipient. Merrill Lynch does not render any opinion regarding legal, accounting, regulatory or tax matters. Any use of the trading services and products offered by Merrill Lynch must be preceded by your acceptance of binding legal terms and conditions. This document is confidential, for your private use only, and may not be shared with others. This document, including all trademarks and service marks relating to Merrill Lynch, remains the intellectual property of Merrill Lynch. For other important legal terms governing the use of this document please see: [http://www.ml.com/legal\\_info.htm](http://www.ml.com/legal_info.htm).